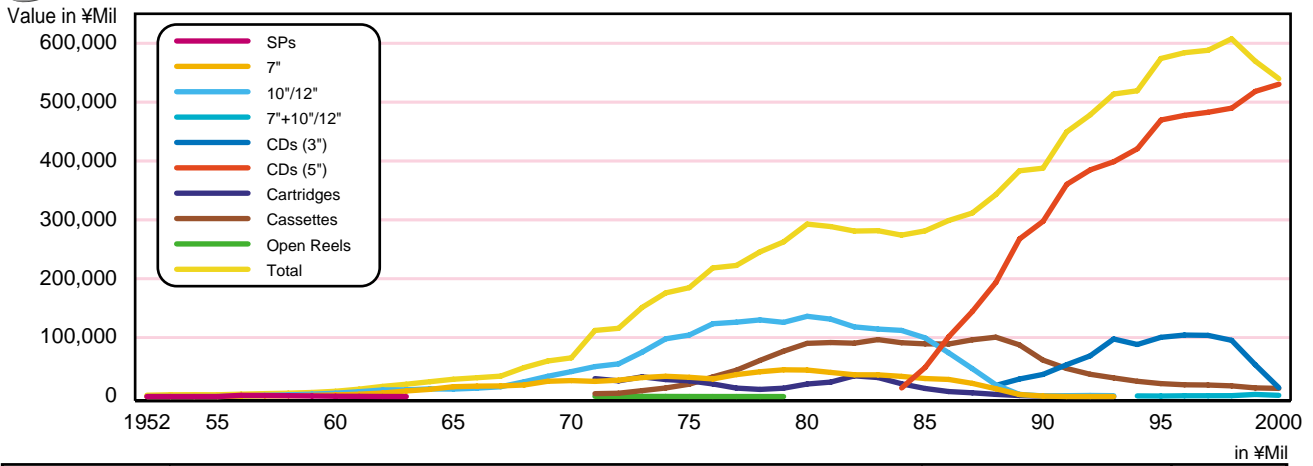


2 Transition in Disk and Tape Production – Value Basis



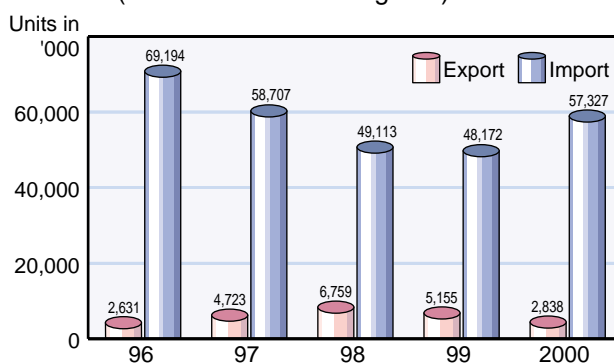
Year	Disks							Tapes			Total
	SPs	7"		10"/12"		CDs		Cartridges	Cassettes	Open Reels	
		33rpm	45rpm	33rpm	45rpm	(3")	(5")				
1952											2,269
1953											3,016
1954											3,186
1955											3,018
1956	2,084		792		1,181						4,058
1957	1,774		1,191		2,007						4,972
1958	1,496		1,365		2,859						5,719
1959	962		1,870		4,089						6,921
1960	516	21	2,749		5,685						8,971
1961	334	206	3,789		8,233						12,562
1962	104	699	5,275		11,180						17,259
1963	4	1,760	7,722		11,433						20,919
1964		2,369	9,855		12,966						25,190
1965		4,140	12,557		12,696						29,393
1966		4,381	13,306		14,278						31,965
1967		3,983	14,009		16,413	242					34,646
1968		4,988	19,155		24,821	281					49,245
1969		5,114	20,830		34,352	73					60,369
1970		3,765	19,578		42,368	9					65,720
1971		3,249	22,498		50,829	1		30,434	4,879	352	112,242
1972		2,757	25,050		55,474	0		26,662	5,628	303	115,876
1973		2,535	29,706		75,310	0		33,475	10,007	280	151,314
1974		2,649	31,771		98,005	0		28,816	14,542	177	175,960
1975		2,533	30,159		104,442	0		26,674	20,997	78	184,883
1976		2,295	37,604		123,627	36		21,383	33,402	35	218,381
1977		2,495	34,745		126,030	269		14,334	44,723	42	222,638
1978		1,908	40,172		129,980	148		12,107	61,371	18	245,704
1979		1,659	43,753		125,884	103		14,191	76,993	6	262,589
1980		2,300	42,673		136,187	78		21,265	90,341		292,844
1981		1,191	39,766		130,652	798		24,529	91,718		288,654
1982		1,053	35,920		118,148	171		35,152	90,594		281,037
1983		1,366	36,724		114,092	500		32,290	96,691		281,663
1984		533	33,720		110,948	1,369	14,439	21,696	91,406		274,111
1985		1,150	29,425		95,910	3,761	47,931	13,708	89,453		281,337
1986		733	28,323		71,624	2,625	97,912	8,482	89,220		298,920
1987		448	21,956		45,967	1,562	139,016	6,340	96,295		311,584
1988		328	12,925		18,842	1,111	18,825	3,680	100,812		342,947
1989		400	3,107		3,349	286	29,756	1,678	87,752		383,332
1990		140	640		1,034	41	37,556	693	61,872		387,770
1991		5	38		1,441	0	53,967	259	47,714		449,252
1992		10	8		1,834	1	69,064	45	37,819		478,247
1993		0	43		1,479	0	97,710	4	31,689		513,679
1994				1,081			88,371		25,924		519,246
1995				881			100,565		21,982		574,031
1996				1,312			104,418		19,969		583,862
1997				1,369			103,891		19,573		588,019
1998				1,484			95,478		18,132		607,494
1999				3,575			54,077		14,680		569,551
2000				2,069			15,046		13,868		539,816

N.B. 1. Figures are rounded, hence the possible difference between total and breakdown.
 2. Value for 1969-1988 reflects manufacturer's price including tax; value for 1989-2000 is manufacturer's price exclusive of consumption tax.

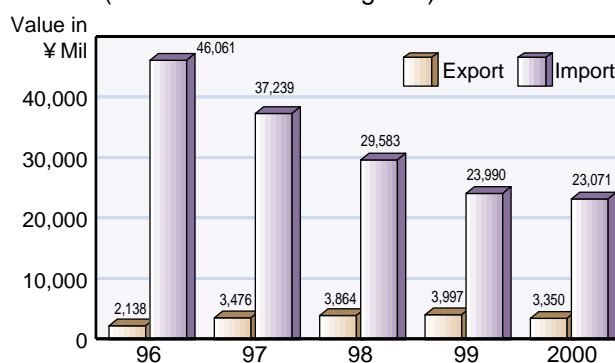
4. Related Statistics

1 Import/Export of Audio Disks

Import/Export of CDs - Unit basis
(Customs clearance figures)



Import/Export of CDs – Value basis
(Customs clearance figures)



Breakdown of Import/Export of Audio Recordings by country and format

Qty: '000, Value: ¥Mil

Country		Export			Import		
		Analog recordings	CDs	Total	Analog recordings	CDs	Total
U.S.A.	Qty	7(3)	1,024(39)	1,030(36)	5,505(102)	10,705(102)	16,210(102)
	Value	6(32)	1,230(74)	1,237(74)	2,613(101)	7,416(93)	10,029(95)
U.K.	Qty	6(259)	79(41)	85(43)	2,736(102)	3,943(104)	6,678(103)
	Value	6(190)	114(67)	119(69)	1,642(91)	2,714(91)	4,355(91)
Germany	Qty	- (-)	92(53)	92(53)	304(88)	6,641(106)	6,945(105)
	Value	- (-)	108(61)	108(61)	163(75)	3,691(93)	3,854(92)
Netherlands	Qty	- (-)	47(25)	47(25)	49(81)	4,460(133)	4,509(132)
	Value	- (-)	68(49)	68(49)	31(77)	2,358(113)	2,389(113)
France	Qty	3(111)	127(85)	130(86)	126(147)	585(111)	711(116)
	Value	1(105)	194(84)	196(84)	85(136)	384(97)	469(102)
Italy	Qty	- (-)	13(100)	13(99)	230(95)	488(153)	718(128)
	Value	- (-)	19(93)	19(92)	112(85)	210(106)	322(98)
Austria	Qty	- (-)	6(62)	6(62)	- (-)	359(188)	359(186)
	Value	- (-)	9(53)	9(53)	- (-)	178(168)	178(166)
Korea	Qty	- (-)	72(84)	72(80)	2(14)	6,791(144)	6,793(144)
	Value	- (-)	141(94)	141(92)	1(17)	320(154)	321(152)
Taiwan	Qty	- (-)	395(120)	395(120)	- (-)	5,383(141)	5,383(141)
	Value	- (-)	318(90)	319(90)	- (-)	656(167)	656(167)
Hong Kong	Qty	7(-)	672(73)	679(73)	- (-)	11,773(162)	11,773(162)
	Value	4(-)	751(121)	755(121)	- (-)	1,499(133)	1,499(133)
Singapore	Qty	- (-)	69(32)	69(32)	- (-)	2,336(78)	2,336(78)
	Value	- (-)	140(64)	140(64)	- (-)	863(101)	863(101)
China	Qty	- (-)	3(280)	3(280)	4(-)	289(381)	293(386)
	Value	- (-)	7(40)	7(40)	2(-)	23(155)	25(170)
Philippines	Qty	- (-)	13(142)	13(142)	- (-)	9(250)	9(250)
	Value	- (-)	9(472)	9(472)	- (-)	1(31)	1(31)
Thailand	Qty	- (-)	16(130)	16(130)	- (-)	106(78)	106(78)
	Value	- (-)	30(205)	30(205)	- (-)	44(36)	44(36)
Israel	Qty	- (-)	3(731)	3(731)	- (-)	1(128)	1(128)
	Value	- (-)	2(248)	2(248)	- (-)	1(136)	1(136)
Canada	Qty	- (-)	12(86)	12(86)	31(185)	1,541(74)	1,572(74)
	Value	- (-)	18(88)	18(88)	13(172)	1,562(72)	1,575(73)
Brazil	Qty	- (-)	1(150)	1(150)	1(-)	720(116)	721(117)
	Value	- (-)	4(151)	4(151)	- (-)	581(117)	581(117)
Australia	Qty	- (-)	25(36)	25(36)	4(159)	217(153)	221(153)
	Value	- (-)	25(41)	25(41)	3(224)	124(172)	127(173)
All other	Qty	1(-)	169(124)	169(125)	331(89)	980(72)	1,310(76)
	Value	- (-)	163(133)	163(133)	89(88)	447(55)	536(59)
Total	Qty	24(9)	2,838(55)	2,861(53)	9,321(101)	57,327(119)	66,648(116)
	Value	19(64)	3,350(84)	3,369(84)	4,754(96)	23,071(96)	27,826(96)

N.B. 1. Source: Japanese Trade Statistics by Customs & Tariff Bureau, Ministry of Finance.

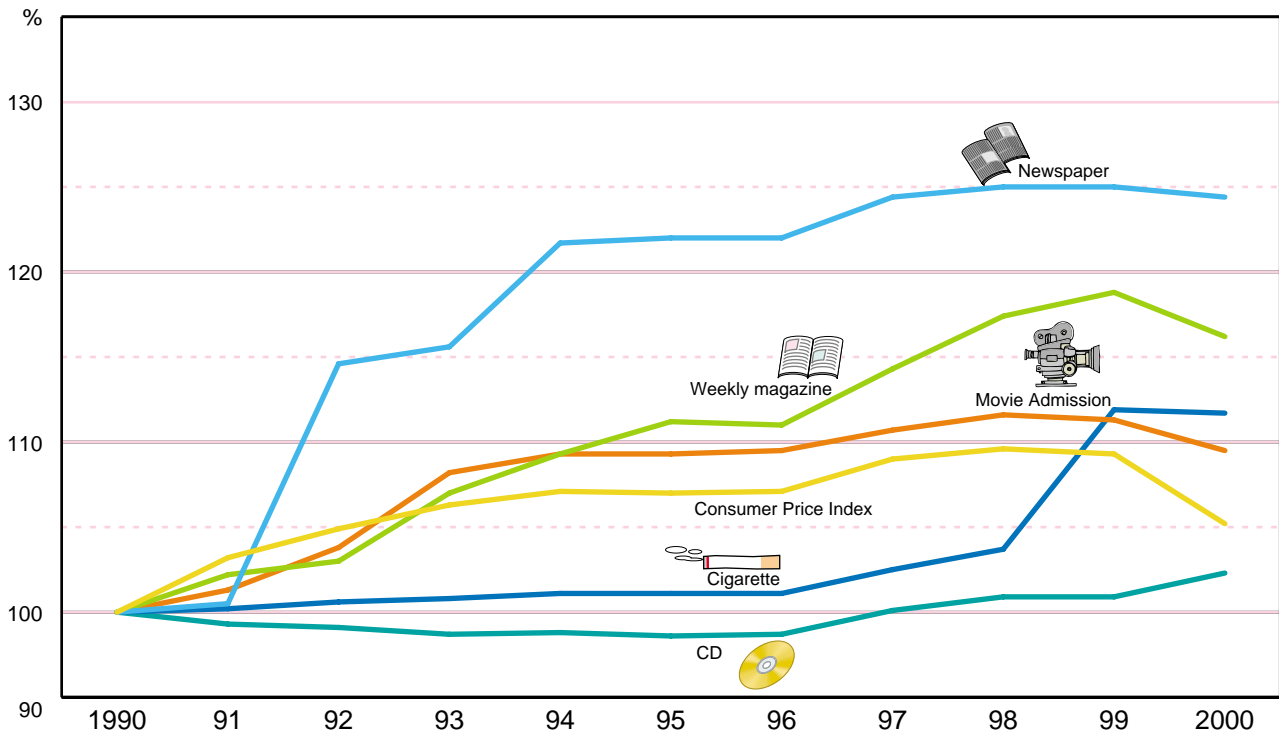
2. Export / import figures include custom pressings commissioned to/by RIAJ companies from/to foreign entities.

3. 27% of CDs imports is estimated to be by record companies.

4. Figures in parentheses: percentage against previous year.

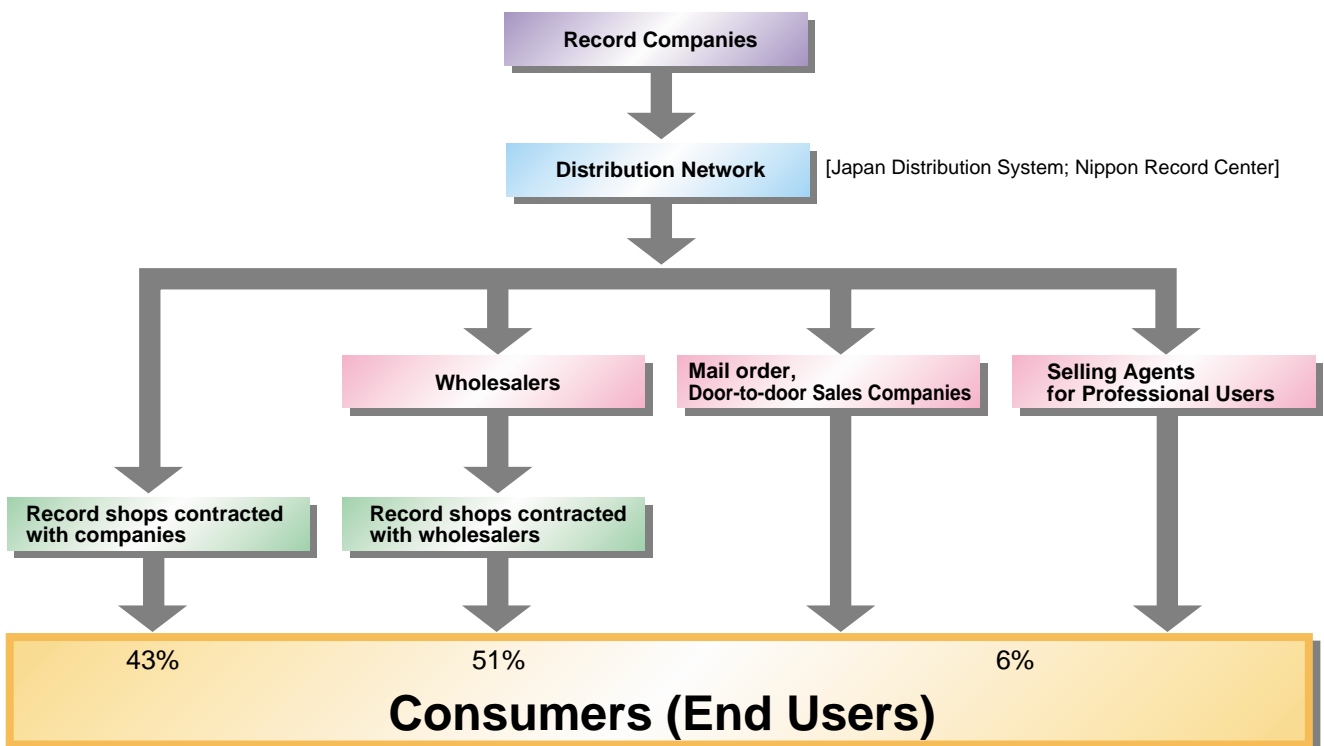


2 Price of Recordings Compared with Consumer Goods



N.B. 1. The source for prices for consumer goods and the Consumer Price Index is the "Annual Report on the Consumer Index" published by the government's Statistics Bureau, Management & Coordination Agency.
 2. Prices of CDs: price of standard Local Pop CD album.

3 Distribution System in Japan

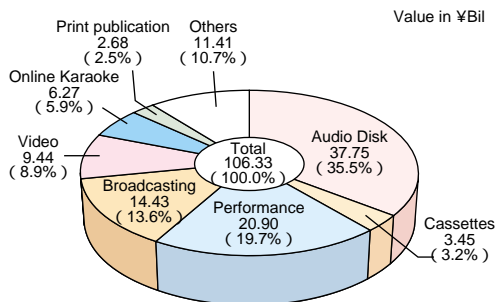


(Source: RIAJ)

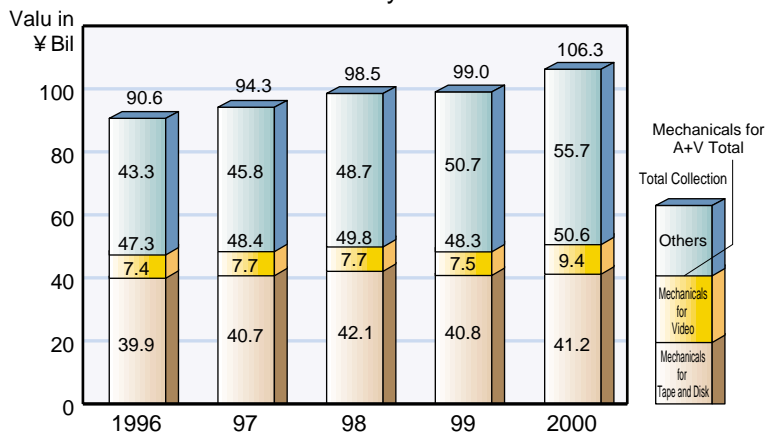
4. Related Statistics (con't.)

4 Value of Copyright Collection in Japan

Fees Collected by JASRAC by format



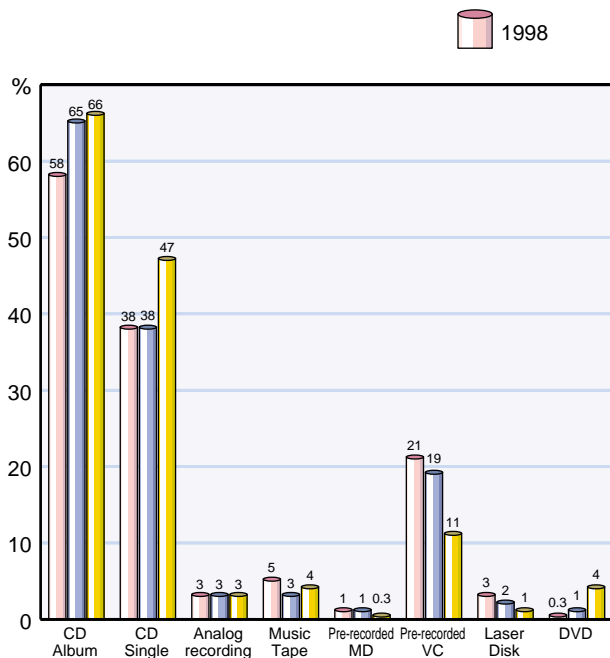
Trend of Annual Collection by JASRAC 1996/2000



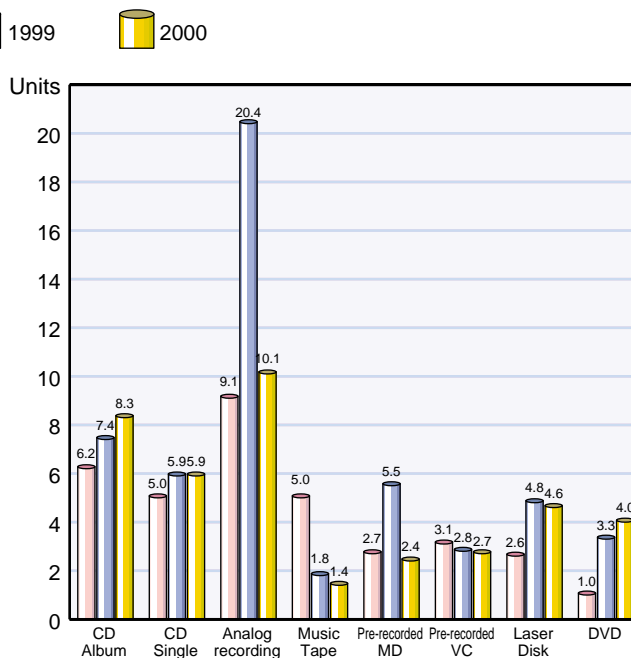
- N.B. 1. Source: Japanese Society for Rights of Authors, Composers & Publishers.
 2. Figures in parentheses: share %
 3. Figures are rounded, hence the possible difference between total and breakdown.
 4. Online Karaoke is a system that uses a communication network.

5 Recording Purchases by Format

Ratio of Recordings Purchased

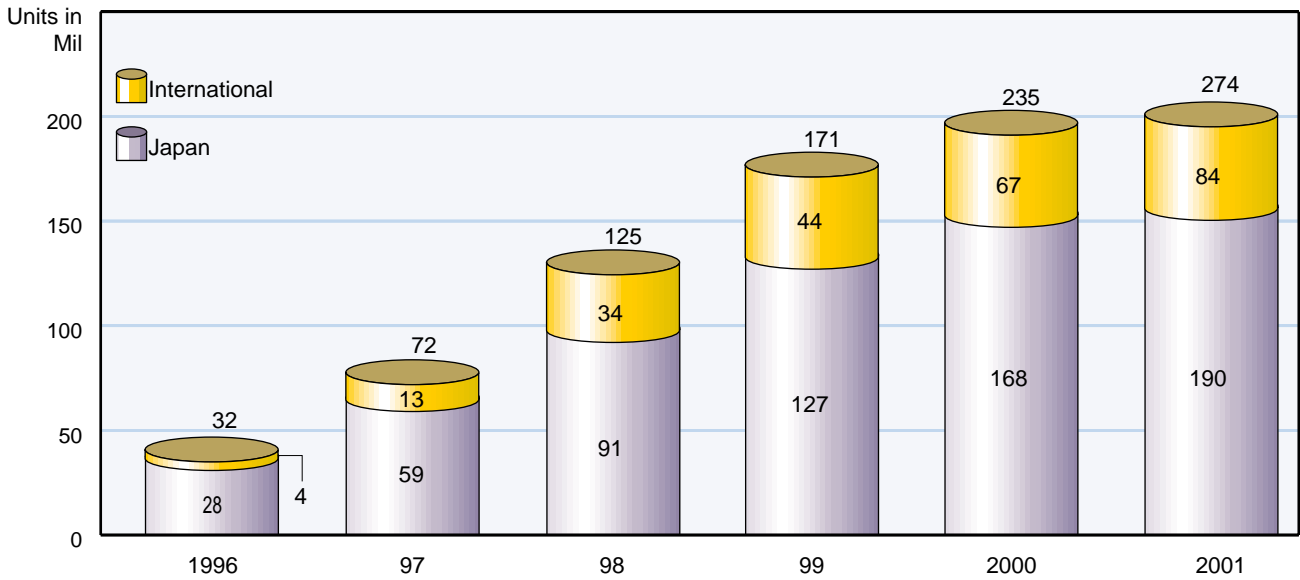


Annual Number of Units Purchased (by respondents indicating purchase)



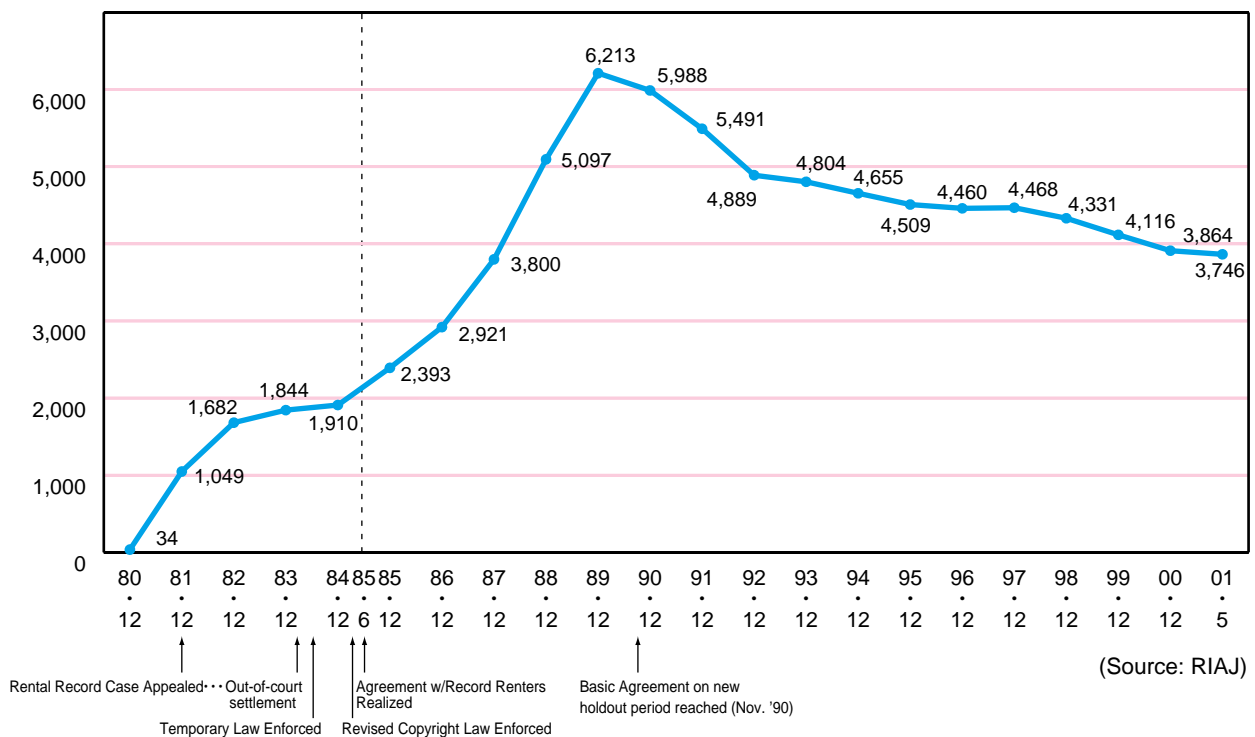
- N.B. 1. Source: Annual Consumer Survey on Packaged Music Software, 2000, conducted by RIAJ
 2. Survey consisted of a random sample of male and female respondents aged from 12 to 55 in the Tokyo metropolitan area.
 3. Total number of respondents: 800. Data for units purchased based on affirmative answer to survey question regarding purchase.

6 Forecast of Worldwide Demand of Blank Audio MDs



(Source: Japan recording Media Industry Association)

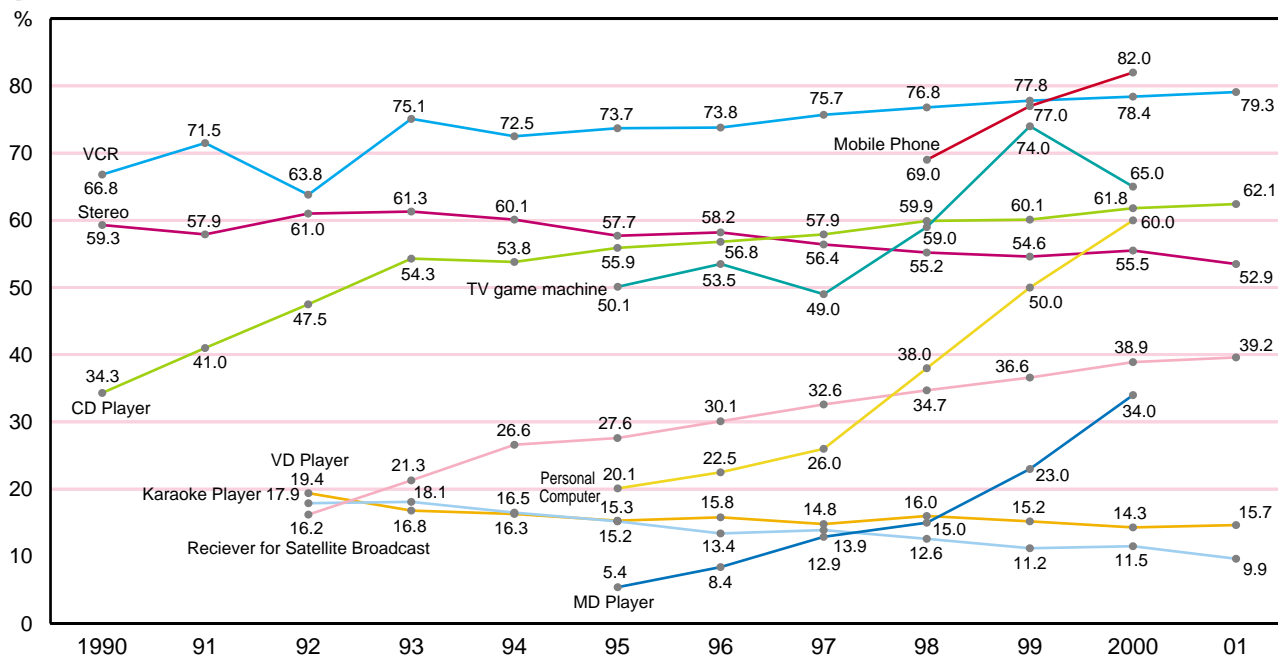
7 Number of Record Rental Shops (1980-2001)



(Source: RIAJ)

4. Related Statistics (con't.)

8 Domestic Penetration of Playback Equipment by Type



N.B. 1. Source: Penetration figures for "VCR", "Stereo", "CD Player", "VD Player", "Karaoke Player" and "Receiver for Satellite Broadcast" are based on "Consumer Attitudes" by Economic Planning Agency (surveyed every March, covering 5,040 households in 231 municipalities).

2. Owning ratios for "MD Player", "Personal Computer", "TV game machine", "Mobile Phone" are based on "Annual Consumer Survey on Packaged Music Software, 2000", conducted by RIAJ (conducted with randomly sampled 800 male/female respondents, aged from 13 to 65 (figures for 1995/97) and from 12 to 55 (figures for 1998/2000)).

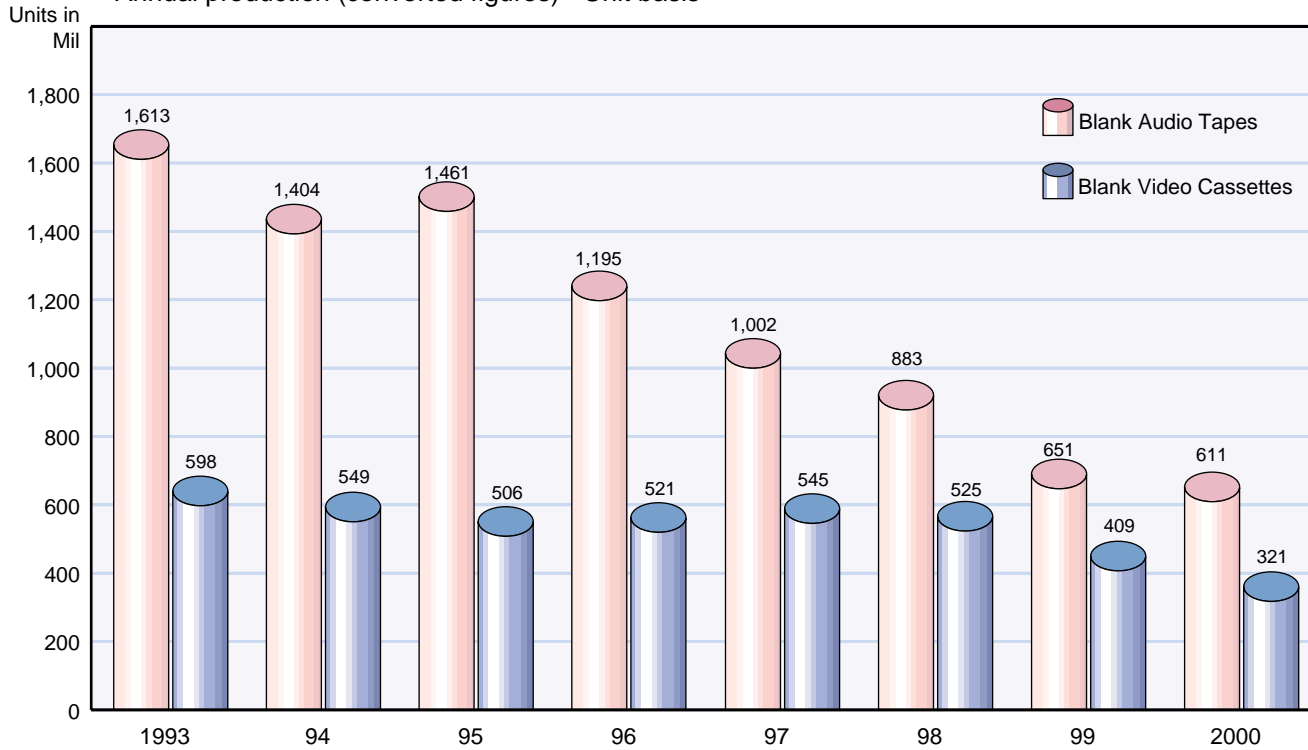
9 Domestic Production of Playback Equipment by Type

Item	Quantity ('000)			Value (¥Bil.)		
	2000	1999	% vs. previous year	2000	1999	% vs. previous year
Color TV	2,344	3,477	67	241.6	310.8	78
VCR	5,513	7,933	69	104.1	169.8	61
VD Player	21	43	49	0.9	1.7	53
DVD-Video	4,526	4,534	100	122.8	122.9	100
Desk-top Tape Recorder	768	1,138	67	6.3	11.3	56
Portable Cassette Player	1,100	2,201	50	6.5	14.6	45
Car Stereo	9,655	11,890	81	138.7	173.5	80
Stereo set	2,565	2,476	104	66.5	79.1	84
Vinyl Player	243	238	102	6.1	6.2	98
CD Player	18,639	18,622	100	240.0	272.2	88
MD Player	3,136	2,950	106	76.8	81.7	94

N.B. 1. Source: Ministry of International Trade and the industry's Machinery Statistics, which counts all machinery manufactured in Japan, including exports.
2. Figures for MD Player are the locally shipped units, covering both portable type and stationaly type.

10 Domestic Production of Blank Tapes

Annual production (converted figures) - Unit basis



Production Trends by Year and Format

Year	Blank Audio Tapes			Blank Video Cassettes		
	Qty (Mil. Sq. m)	Converted Qty (Mil. Units)	Value (¥Bil.)	Qty (Mil. Sq. m)	Converted Qty (Mil. Units)	Value (¥Bil.)
1993	553.3	1,613	105.7	1,868.3	598	174.2
1994	481.5	1,404	73.0	1,716.3	549	138.0
1995	501.2	1,461	53.0	1,581.6	506	115.2
1996	409.8	1,195	37.6	1,629.3	521	115.7
1997	343.6	1,002	27.0	1,703.1	545	126.3
1998	302.7	883	22.3	1,640.4	525	123.4
1999	223.4	651	14.5	1,277.2	409	105.4
2000	209.7	611	10.8	1,002.9	321	99.4

N.B. 1. Source: Ministry of International Trade and the industry's Machinery Statistics.

2. Raw production quantities in Japan (including exports) have been converted to C-60 (Audio Cassettes) and VHS 120 min. (Video Cassettes).

11 THE JAPAN GOLD DISC AWARD 2001(March 2001)

Founded in 1987, the Awards are granted to the artists and products that achieved the highest net sales during the previous 12 month period in each category.

★ *Artist Of The Year*

	Artist	Released by
Domestic	AYUMI HAMASAKI	AVEX
International	THE BEATLES	TOSHIBA-EMI



AYUMI HAMASAKI



THE BEATLES

★ *New Artist Of The Year*

	Artist	Released by
Domestic	RINA AIUCHI HANA * HANA HITOMI YAIDA RIZE LOVE PSYCHEDELICO	GIZA Warner Music Japan TOSHIBA-EMI Sony Music Entertainment Victor Entertainment
International	TAHITI 80	Victor Entertainment

★ *Song Of The Year*

	Artist	Title	Released by
Domestic	Hikaru Utada Hikaru Utada MAI KURAKI GLAY SHINGO-MAMA SMAP AYUMI HAMASAKI AYUMI HAMASAKI B'z FUKUYAMA MASAHARU MISIA Morning Musume. JANET JACKSON	Wait & See -risk- For You / Time Limit Secret of my heart TOMADOI / SPECIAL THANKS SHINGO-MAMA NO OHA ROCK Lion Heart SEASONS M KONYA TSUKINO MIERU OKANI SAKURA-ZAKA Everything Happy Summer Wedding DOESN'T REALLY MATTER	TOSHIBA-EMI TOSHIBA-EMI GIZA UNLIMITED RECORDS Victor Entertainment Victor Entertainment AVEX AVEX ROOMS RECORDS UNIVERSAL MUSIC BMG FUNHOUSE Zetima UNIVERSAL MUSIC
International			

★ *Song Of The Year(Enka/Kayokyoku)*

	Artist	Title	Released by
Domestic	KIYOSHI HIKAWA	HAKONE HACHIRI NO HANJIRO	Nippon Columbia

★ *Rock Album Of The Year*

	Artist	Title	Released by
Domestic	aiko MAI KURAKI GLAY SOUTHERN ALL STARS RINGO SHENA JUDY AND MARY TUBE SHOGO HAMADA Ken Hirai B'z B'z Mr.Children LOVE PSYCHEDELICO L'Arc - en - Ciel BON JOVI	SAKURA NO KINO SHITA delicious way DRIVE - GLAY complete BEST BALLAD3 -the album of LOVE- SHOSO STRIP FRESH TUBEst III The History of Shogo Hamada "Since 1975" THE CHANGING SAME B'z The "Mixture" ELEVEN Q THE GREATEST HITS REAL CRUSH	PONY CANYON GIZA UNLIMITED RECORDS Victor Entertainment TOSHIBA-EMI Sony Music Entertainment Sony Music Entertainment Sony Music Entertainment Sony Music Entertainment BMG FUNHOUSE ROOMS RECORDS Toy's Factory Victor Entertainment Sony Music Entertainment UNIVERSAL MUSIC
International			

★ **Pop Album Of The Year**

	Artist	Title	Released by
Domestic	Every Little Thing	eternity	AVEX
	YUKI KOYANAGI	EXPANSION	Warner Music Japan
	Suzuki Ami	infinity eighteen vol.1	Sony Music Entertainment
	DREAMS COME TRUE	DREAMS COME TRUE GREATEST HITS "THE SOUL"	Sony Music Entertainment
	AYUMI HAMASAKI	Duty	AVEX
International	Morning Musume.	3rd - LOVE Paradise -	Zetima
	Morning Musume.	BEST! MORNING MUSUME. ONE	Zetima
	YUZU	TOBIRA	SENHA&Co.
	ENYA	A DAY WITHOUT RAIN	Warner Music Japan
	The Beatles	The Beatles 1	TOSHIBA-EMI
	BACKSTREET BOYS	BLACK & BLUE	ZOMBA RECORDS JAPAN
Whitney Houston	The Greatest Hits	BMG FUNHOUSE	

★ **Classic Album Of The Year**

	Artist	Title	Released by
Domestic	Fujiko Hemming	Nocturnes Melancholy	Victor Entertainment

★ **Jazz Album Of The Year**

	Artist	Title	Released by
Domestic	Shigeko Suzuki	Just Beside You	BMG FUNHOUSE

★ **Instrumental Album Of The Year**

	Artist	Title	Released by
Domestic	S.E.N.S.	TOUMEI NA ONGAKU	BMG FUNHOUSE

★ **Enka/Kayokyoku Album Of The Year**

	Artist	Title	Released by
Domestic	OOIZUMI ITHUROU	IWAI UTA	TEICHIKU ENTERTAINMENT

★ **Animated Album Of The Year**

	Artist	Title	Released by
Domestic	VARIOUS ARTISTS	SUPER EUROBEAT presents Initial D -D BEST SELECTION ~	AVEX

★ **Traditional Japanese Music Album Of The Year**

	Artist	Title	Released by
Domestic	YOSHIDA Kyodai	MOVE	Victor Entertainment

★ **Special Product Album Of The Year**

	Artist	Title	Released by
Domestic International	VARIOUS ARTISTS	THE BEST OF DETECTIVE CONAN	ZAIN RECORDS
	VARIOUS ARTISTS	- the most relaxing - feel	TOSHIBA-EMI
	VARIOUS ARTISTS	SUPER EUROBEAT VOL.110	
	VARIOUS ARTISTS	-MILLENNIUM ANNIVERSARY NON-STOP MEGA MIX -	AVEX
	VARIOUS ARTISTS	image emotional&relaxing	Sony Music Entertainment
	VARIOUS ARTISTS	MAX BEST	Sony Music Entertainment

★ **Music Video Of The Year(short-term)**

	Artist	Title	Released by
Domestic	Morning Musume.	THE VIDEO KOI NO DANCE SITE	Zetima

★ **Music Video Of The Year(long-term)**

	Artist	Title	Released by
Domestic International	Morning Musume.	VIDEO THE MORNING MUSUME. BEST 10	Zetima
	Underworld	EVERYTHING,EVERYTHING	V2 Records Japan

N.B. 1. All awards are given based on the sales of LPs, EPs, compact disks and music tapes except for the Music Video Award, which is based on the sales of videocassette and videodisks.

2. In the four categories (New Artist of The Year, Song of The Year, Rock Album of The Year and Pop Album of The Year), the recipients are listed in the order of katakana syllabary.

5. RIAJ Member Companies (as of June, 2001)

(In chronological order of the date of joining to RIAJ/or Company foundation)

[Full Member]

Nippon Columbia Co., Ltd.	4-14-14 Akasaka, Minato-ku, Tokyo 107-8011	03-3584-8111
Victor Entertainment, Inc.	Palacion Tower, 3-6-7 Kita-Aoyama, Minato-ku, Tokyo 107-0061	03-5467-5401
KING RECORD CO., LTD.	1-2-3 Otowa, Bunkyo-ku, Tokyo 112-0013	03-3945-2131
TEICHIKU ENTERTAINMENT, INC.	6F, Kyocera Harajuku Bldg., 6-27-8 Jingu-mae, Shibuya-ku, Tokyo 150-8516	03-5778-1721
UNIVERSAL MUSIC K.K.	1-8-4 Ohashi, Meguro-ku, Tokyo 153-0044	03-3780-8501
TOSHIBA-EMI LIMITED	2-2-17 Akasaka, Minato-ku, Tokyo 107-8510	03-5512-1700
NIPPON CROWN Co., Ltd.	Shinwa Bldg., 2-10-8 Akasaka, Minato-ku, Tokyo 107-8405	03-3582-4741
TOKUMA JAPAN COMMUNICATIONS CO., LTD.	Tokuma Shoten Honsha Bldg., 1-1-16 Higashi-Shimbashi, Minato-ku, Tokyo 105-8620	03-3573-0370
Sony Music Entertainment (Japan), Inc.	4-5 Rokuban-cho, Chiyoda-ku, Tokyo 102-8353	03-3515-5050
PONY CANYON Inc.	2-5-10 Toranomon, Minato-ku, Tokyo 105-8487	03-5521-8000
Warner Music Japan Inc.	3-1-2 Kita-Aoyama, Minato-ku, Tokyo 107-8639	03-5412-3111
FOR LIFE RECORDS, INC.	3-28-8 Ikejiri, Setagaya-ku, Tokyo 154-8558	03-5430-3106
VAP Inc.	4F Nippon Television Yonban-cho Bekkan, 5-6 Yonban-cho, Chiyoda-ku, Tokyo 102-0081	03-3234-5711
BMG FUNHOUSE, INC.	1-3-9 Shibuya, Shibuya-ku, Tokyo 150-8350	03-3797-9020
PIONEER LDC INC.	1-20-6 Ebisu-Minami, Shibuya-ku, Tokyo 150-8506	03-5721-1351
B-Gram RECORDS, INC.	Morimoto-Roppongi Bldg., 5-2-2 Roppongi, Minato-ku, Tokyo 106-0032	03-3479-2371
AVEX INC.	Sumitomo Seimei Aoyama Bldg., 3-1-30 Minami-Aoyama, Minato-ku, Tokyo 107-8577	03-5413-8550
PRY AID RECORDS INC.	2-14-6 Ebisu-Minami, Shibuya-ku, Tokyo 150-8955	03-3710-0510
Tri-M, Inc.	2-17-58 Akasaka, Minato-ku, Tokyo 107-0052	03-5562-2810

[Associate Member]

Johnny's Entertainment Inc.	7-10-20 Akasaka, Minato-ku, Tokyo 107-0052	03-5570-0808
Roadrunner Japan, Inc.	5F, Ozawa Bldg., 1-6-6 Jinnan, Shibuya-ku, Tokyo 150-0041	03-3463-6907

[Supporting Member]

KING INTERNATIONAL INC.	1-2-3 Otowa, Bunkyo-ku, Tokyo 112-0013	03-3945-2333
Bellwood Records	1-2-3 Otowa, Bunkyo-ku, Tokyo 112-0013	03-3945-2303

Total: 23 Companies

RIAJ Yearbook 2001

The Recording Industry in Japan –Statistics, Analysis, Trends–

Compiled and edited by
Recording Industry Association of Japan
© 2001

Published by: Recording Industry Association of Japan
2F Nittetsu Kobiki Bldg., 7-16-3 Ginza, Chuo-ku,
Tokyo 104-0061
Phone: 03-3541-4411
Fax : 03-3541-4460
<http://www.jmusic.ne.jp/>
JUNE, 2001