

Investigation of Normative Value of Commercialized Taiwan Smell Identification Test

Allergy & Rhinology

Volume 12: 1–6

© The Author(s) 2021

Article reuse guidelines:

sagepub.com/journals-permissions

DOI: 10.1177/2152656721991525

journals.sagepub.com/home/aar



Ching-Hung Hsieh, MD¹, Philip G. Chen, MD², Bing Zhou, MD³ ,
Li-Jung Lin, PhD, CTRS, HTR⁴, Jen-Tsung Lai, MD¹, and
Ping-Hung Shen, MD^{1,5} 

Abstract

Background: The Taiwan Smell Identification Test (TWSIT) was developed and successfully administered in Taiwanese population since 2015. However, for sanitation reason, the original liquid-jar form of this test is not appropriate. The commercialized TWSIT was then re-designed as “scratch-and-sniff” version: the TIBSIT (Top International Biotech, Taipei, Taiwan). This project aims to investigate the normative value of TIBSIT in different age groups and genders.

Methods: Volunteers aged 20 to 80 with no subjective smell loss were recruited in a rhinology clinic. The participants were given full instructions on using the TIBSIT.

Results: Two hundred and nine healthy subjects (female: male = 107: 102) were enrolled into this study. The median TIBSIT score in female and male subjects is 47 and 46, respectively. Subjects were further divided into three age groups: (A) 20~34 years (n = 77), (B) 35~54 years (n = 77), and (C) 55~80 years (n = 55). The TIBSIT scores at the tenth percentile value at each age group of male patients are 43, 42 and 37; while the scores at the tenth percentile value at each age group of female patients are 42, 42 and 41. TIBSIT score was significantly and inversely correlated with age (Spearman rho = -0.20, $p = 0.004$).

Conclusion: We established the normative values of the new TIBSIT in different age groups in Taiwan. Future nation-wide screening is needed for more sophisticated norms establishment.

Keywords

odorants, olfaction disorders, smell

Introduction

The sense of smell is important to human beings. It helps people interact with their surroundings and connect with others. Physiologically, olfactory dysfunction adversely affects appetite and nutrition. Yet there are also substantial psychological effects associated with a diminished sense of smell.¹ The sense of smell is also protective, and in the early detection of environmental hazards like smoke or spoiled food. Recent studies are demonstrating that deterioration in olfactory function may be an early sign of multiple neurodegenerative disorders as well.^{2–4}

Due to the importance of olfaction, objective measures of function are valuable. Numerous smell tests have been created, and when validated can provide useful information regarding the differential diagnosis of

¹Department of Otolaryngology, Kuang Tien General Hospital, Taichung

²Department of Otolaryngology—Head and Neck Surgery, University of Texas Health San Antonio, San Antonio, Texas

³Department of Otolaryngology—Head and Neck Surgery, Capital Medical University, Beijing, China

⁴Graduate Institute of Sports, Leisure & Hospitality Management, National Taiwan Normal University, Taipei

⁵Department of Nursing, Hung-Kuang University, Taichung

Corresponding Author:

Ping-Hung Shen, Department of Otolaryngology, Kuang-Tien General Hospital, No.117, Shatian Rd., Shalu District, Taichung City, Taiwan.
Email: allentube211@gmail.com



disease, posttreatment changes, and olfactory outcome after sinonasal surgeries.^{5,6} Objective smell tests should be reproducible and therefore are generally considered as more accurate than self-reported smell ability.^{7–9}

An important element of objective smell tests is the need for it to be reliable among the specific test population. Recent data posits that smell identification is not universal; thus, smell identification tests should be culturally and regionally validated.^{6,10–13} For example, though the University of Pennsylvania smell identification test (UPSIT) has widely used worldwide, certain scents like “dill pickle” were not familiar to Taiwanese subjects in one study.¹² As a result, the traditional Chinese edition of UPSIT (TC-UPSIT) was created and while it was validated among Taiwanese people, there were still some odorants in TC-UPSIT were not as familiar for Taiwanese and thus could consider substitution for more common scents.^{12,13}

The Taiwan smell identification test (TWSIT) was subsequently developed to be more relevant for the Taiwanese population (Shen et al). TWSIT consists of eight liquid odorants, which are diluted with odorless propylene glycol in amber-colored jar.⁶ Professionals assist in opening and presenting the jars to the subjects when performing the test. Although the cost of this liquid form of this test is cheap, the TWSIT has several shortcomings: 1. The odorants need to be replaced every six months to maintain freshness. 2. There is potential contamination between subjects. 3. Jars could be a vector of disease. As a result, the Top International Biotech Smell Identification Test (TIBSIT) (Top International Biotech, Taipei, Taiwan) was developed to replace TWSIT (Figure 1).

TIBSIT is a “scratch-and-sniff” form of TWSIT consisting of embedded fragrant microcapsule. The scents of the 8 different odorants are the same as TWSIT, and the format of questionnaire is also the same.

This study aims to establish normative data of the TIBSIT in a healthy Taiwanese population.

Methods

Subjects

This study was approved by the Institutional Review Board of Kuang Tiang General Hospital (#KTGH 10813). Informed consent was obtained from all participants. Taiwanese adult volunteers aged 20 to 80 years with subjectively normal olfaction were recruited from our rhinology clinic. Exclusion criteria included presence of sinonasal diseases, allergy to components of TIBSIT, pregnancy, history of recent head trauma, history of recent upper respiratory tract infection, long term administration of psychiatric agents and drug abusers.

Top International Biotech Smell Identification Test (TIBSIT)

The TIBSIT consists of 16 questions and a questionnaire. The first 8 odorants in question 1–8 are the same as questions 9–16 but in different order. Each page has one “scratch-and-sniff” strip.

The fragrant microcapsule is made of melamine, formaldehyde and fragrant oil by condensation polymerization. This process prevents the fragrant oil from evaporating and thereby allowing storage for 2 years. Then fragrant microcapsules are printed on paper by screen print tech (Figure 2). The subject can complete the test without any assistance by medical personnel by simply scratching the fragrant microcapsules with a pencil and smelling the fragrance released from microcapsules (Figure 1, white asterisk).

After the subject sniffs the odors, they answer the corresponding question to identify it. Each question contains two sub-questions, one is a 4 item multi-choice question where subjects gain 1 point if they chose the correct odorant from the 4 choices; the other is a 3-item question, “not detectable” meaning one can smell nothing at all (0 points), “detectable, but not sure” meaning one can smell something but unsure (1 point), and “detectable” meaning one can smell and know exactly what it is (2 points). Thus, a normosmic patient gains 1 point for correctly choosing the odorant and extra 2 points for choosing “detectable” for a maximum score of three points per odorant. However, if the patient chose “detectable” but got the answer wrong, 0 points are scored for this odorant. Hence, there are 48 points in total for 16 questions.

Statistical Analysis

All of the data were recorded as mean values \pm standard error of the mean (SEM). Differences were analyzed using independent-samples Mann-Whitney U-test, because TIBSIT score in either male or female group is not normally distributed. The level of significance was set at $p < 0.05$, and all tests were two tailed. Correlational analyses were performed using Spearman’s rho.

Results

Two hundred and nine subjects with self-reported normal olfactory function were enrolled, including 107

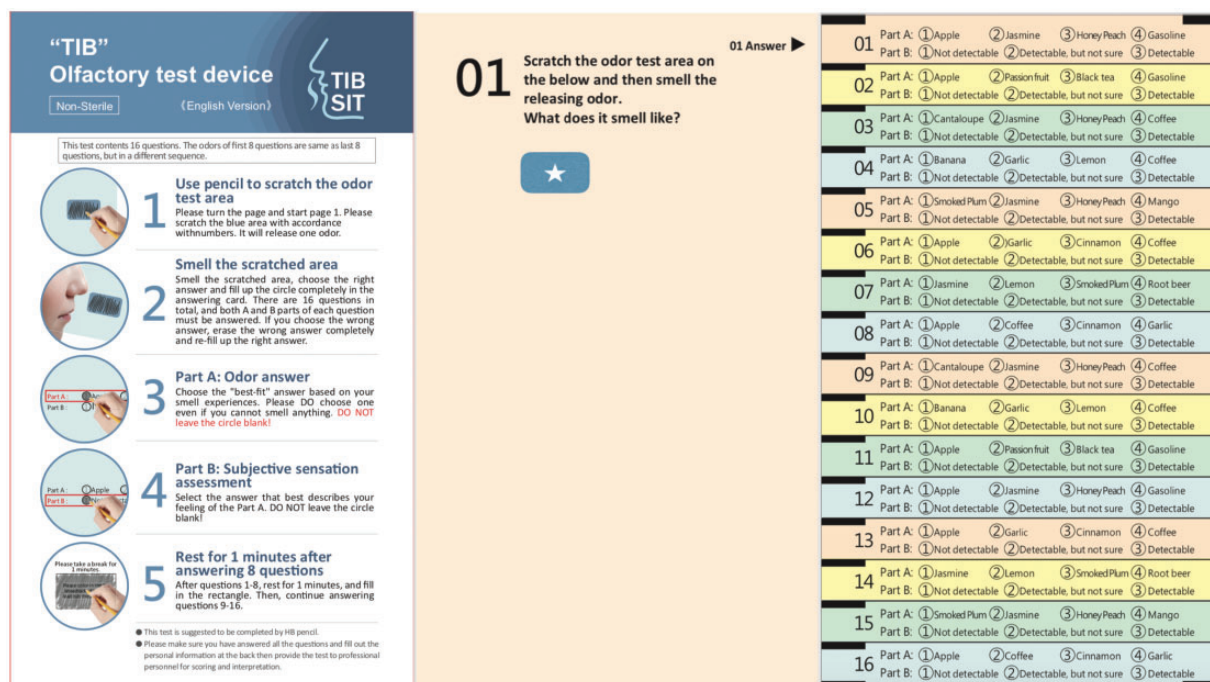


Figure 1. TIB olfactory test device (TIBSIT). The “scratch-and-sniff” with pencil on the sticker (white asterisk). The questionnaire is on the right side.

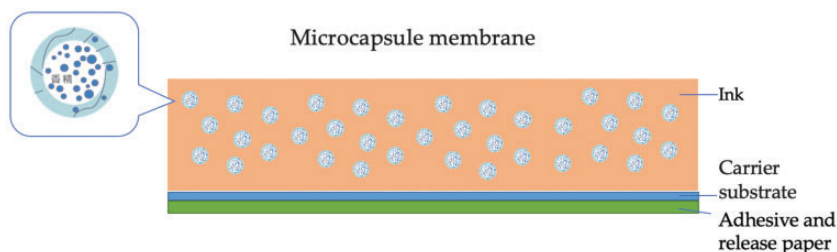


Figure 2. The odorant microcapsule and paper printing tech.

women (mean age: 42.5 ± 3.9 years, range: 21–78 years) and 102 men (mean age: 42.2 ± 4.1 years, range: 20–78 years). The median TIBSIT score in female and male subjects is 47 and 46, respectively. Subjects were further divided into three age groups: (A) 20–34 years ($n = 77$), (B) 35–54 years ($n = 77$), and (C) 55–80 years ($n = 55$). The demographic data, mean TIBSIT score and lower tenth percentile value of each age group are shown in Table 1. The TIBSIT score distribution of each group are shown in Figure 3.

The TIBSIT scores at the tenth percentile value at each age group of male patients are 43, 42 and 37; while the scores at the tenth percentile value at each age group of female patients are 42, 42 and 41. TIBSIT score was significantly and inversely correlated with age (Spearman $\rho = -0.20$, $p = 0.004$) (Figure 4, upper part). Male gender was at higher risk for

age-related olfactory dysfunction, with a moderate correlation between TIBSIT score and age in male subjects (Spearman $\rho = -0.31$, $p = 0.001$) (Figure 4, lower part). Older female subjects (Group C) have significantly higher TIBSIT scores than male counterparts (mean: female 46.0 ± 0.3 versus male 43.3 ± 0.3 , $p = 0.004$)

The tenth percentile values of each age group were used to separate the normosmia from the hyposmia subjects.^{14–16} We define the score range of anosmia by way of binominal distribution probability, the concept was adopted from a previous publication.⁶ Hence, we have a normative value table for TIBSIT (Table 2).

Discussion

Many researchers have developed smell tests modified for their own country and region. This is important

Table 1. The demographic data, mean TIBSIT score of each age group.

	N	Mean age	Mean TIBSIT score	p value of "mean TIBSIT" between male and female
All male	102	42.2 ± 4.1 (20~78)	45.4 ± 0.2 (34~48)	0.248
All female	107	42.5 ± 3.9 (21~78)	45.9 ± 0.2 (33~48)	
GrA male	37	27.4 ± 0.7 (20~34)	46.6 ± 0.3 (42~48)	0.498
GrA female	40	28.8 ± 0.61 (21~34)	46.1 ± 0.3 (42~48)	
GrB male	37	41.8 ± 2.0 (35~52)	45.7 ± 0.2 (37~48)	0.795
GrB female	40	42.0 ± 2.1 (35~54)	45.7 ± 0.2 (33~48)	
GrC male	28	62.3 ± 3.1 (55~78)	43.3 ± 0.3 (34~48)	0.011*
GrC female	27	63.7 ± 3.1 (55~78)	46.0 ± 0.3 (41~48)	

Note: *The mean TIBSIT score of females in Group C is significantly higher than male (Mann-Whitney U-test, 2-tailed).

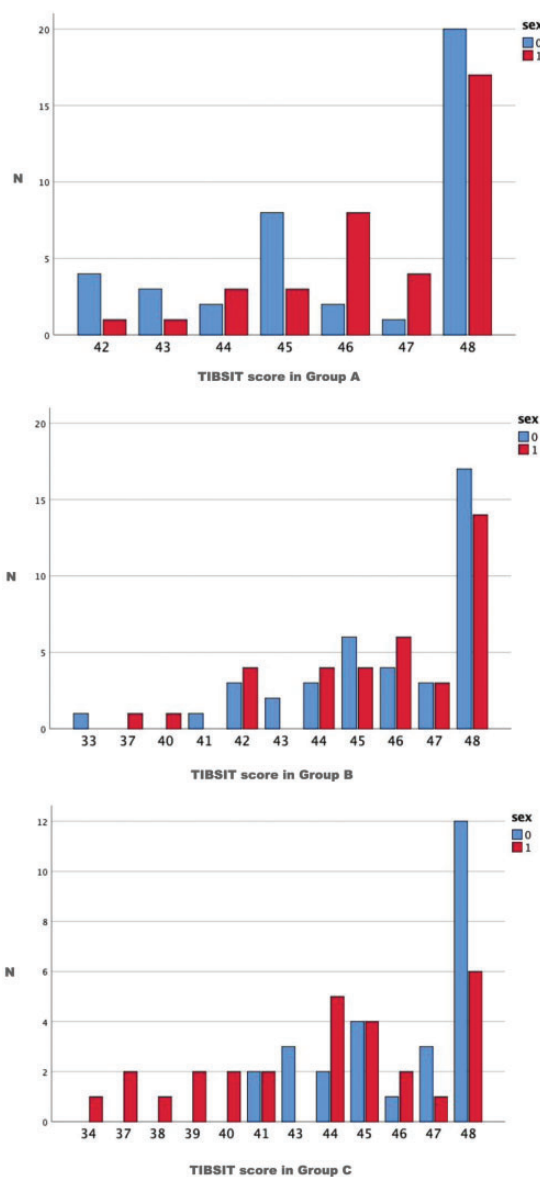


Figure 3. TIBSIT score distribution in Group A (N = 77), Group B (N = 77), Group C (N = 55). (Upper, middle and lower, respectively). Red columns stand for male while blue columns stand for female.

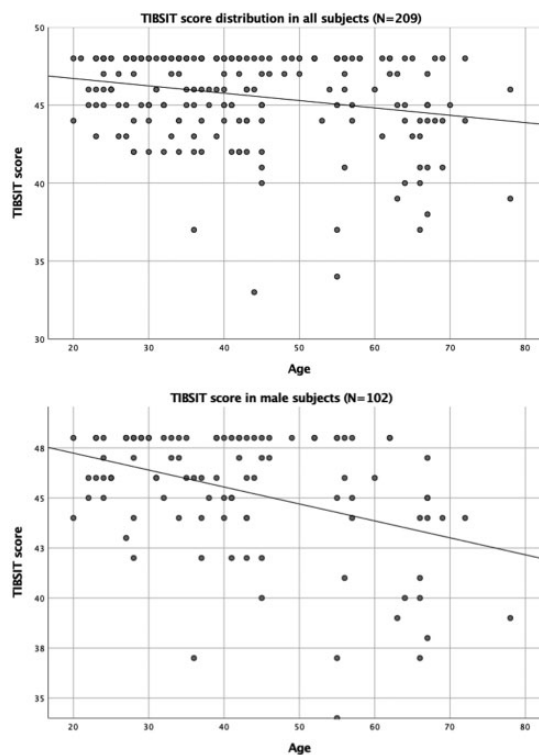


Figure 4. Upper part: TIBSIT score was significantly and inversely correlated with age in all subjects (Spearman rho = -0.20, p = 0.004). Lower part: Moderate negative correlation between TIBSIT score and age in male subjects (Spearman rho = -0.31, p = 0.001).

Table 2. The normative data of TIBSIT. Please note that the possibility "zero-points" score in anosmia subjects is extremely low.

Condition	Anosmia	Hyposmia	Normosmia
Age/Sex			
20-34/male	0~11	12~43	44~48
20-34/female	0~11	12~42	43~48
35-54/male	0~11	12~42	43~48
35-54/female	0~11	12~42	43~48
55-80/male	0~11	12~37	38~48
55-80/female	0~11	12~41	42~48

since a smell test with unfamiliar scents to the test subjects has limited clinical utility.^{10–13} TWSIT is demonstrated to be as accurate as TC-UPSIT and is cultural-based, time-saving, and easy-to-use in an outpatient clinic as well as in clinical study applications.^{6,17} The limitations with the re-usable reagents, however, requires modification of this format.

TIBSIT is a commercialized, TWSIT-based smell identification test with the same 8 familiar odorants and questionnaire design as the validated TWSIT. TIBSIT is composed fragrant microcapsules made of melamine, formaldehyde, and fragrant oil that print onto pages of the 16-page booklet and questionnaire. This format is more convenient than the TWSIT without the risk of patient cross contamination and potential disease transmission. Due to the format change, it is necessary to reinvestigate the normative data of the new TIBSIT. Indeed, the normosmic score range of TIBSIT is lower than that of TWSIT which is likely explained by the relatively lower odor intensity of the microcapsules compared with oils in jars. Furthermore, a shortcoming on the literature for the TWIST was the tenth percentile value was not established. The tenth percentile values are widely used in separating the normosmia from the hyposmia subjects, and our results are comparable with other studies in terms of scoring distribution among different smell abilities (e.g normosmia, hyposmia and anosmia).^{14–16,18}

This study also determines the normative value in three age groups based on previous studies.^{14,16} A decline of smell identification ability is observed with increasing age, and the tenth percentile value in groups A,B,C is 43,42,39 respectively (disregarding gender differences). Though the TIBSIT score was significantly and inversely correlated with age ($p=0.004$), the correlation is weak (*Spearman rho* = -0.20). Stronger correlation between score and age was found in male gender (*Spearman rho* = -0.31 , $p=0.001$).

The mean TIBSIT score of men and women in Group A and B was not significantly different among these subjects, but men scored lower than women in Group C ($p=0.004$). The same phenomenon was not seen in TDI score of aged group using “Sniffin’ Sticks” smell test.¹⁴ One possible explanation is that a great number of women smoke in Europe than Asia (19% versus 2%), compared with 38% versus 32% in male counterparts based on WHO: current smoking status.¹⁹ Evidence suggest that smoking impairs the olfactory function,²⁰ therefore, the higher female smoking prevalence in Europe could decrease their scores to the average of male. The finding in this cohort that women had more keen sense of smell appears to follow the general trend in olfaction research,^{14,21,22} although there is still some conflicting evidence;^{23,24} and indeed the absolute numerical differences here are small.

The rationale for determination of an “anosmia” value of this study is based on our previous study.⁵ By way of probability calculation or binomial distribution statistical estimation, the chance of obtaining scores more than 11-points for anosmic participants is 0.0285% which is extremely low probability. In our daily practice, either using TWSIT or TIBSIT, anosmic subjects hardly reach scores higher than 11-points. Hence, the threshold of anosmia was set at 11 for all age groups. The score range for hyposmic subjects is between 12-points and the tenth percentile value for that individual’s age and gender.

In summary, the main focus of this study is to determine the normative data of the novel TIBSIT among a Taiwanese population where existing tests like the UPSIT are limited due to cultural differences. This study also is unique in establishing the tenth percentile score of TIBSIT identified, which in this study is similar to other international smell identification tests. Only the aged group had statistically significantly different scores between men and women. The benefits of the TIBSIT make it likely to become more popular in Taiwan, and this normative data aims to assist in clinical practice and research endeavors performed in the Taiwanese population. Similar modifications can likely be made for different cultural and ethnic groups.

Declaration of Conflicting Interests

The author(s) declared no potential conflicts of interest with respect to the research, authorship, and/or publication of this article.

Ethical Approval

This study was approved by our institutional review board.

Funding

The author(s) received no financial support for the research, authorship, and/or publication of this article.

Statement of Human and Animal Rights


This article does not contain any studies with human or animal subjects.

Statement of Informed Consent

There are no human subjects in this article and informed consent is not applicable.

ORCID iDs

Bing Zhou  <https://orcid.org/0000-0002-3411-0537>

Ping-Hung Shen  <https://orcid.org/0000-0003-3762-8291>

References

1. Shu CH, Lee PO, Lan MY, Lee YL. Factors affecting the impact of olfactory loss on the quality of life and emotional coping ability. *Rhinology*. 2011;49(3):337–341.
2. Roalf DR, Moberg MJ, Turetsky BI, et al. A quantitative meta-analysis of olfactory dysfunction in mild cognitive impairment. *J Neurol Neurosurg Psychiatry*. 2017;88(3):226–232.
3. Fullard ME, Morley JF, Duda JE. Olfactory dysfunction as an early biomarker in Parkinson's disease. *Neurosci Bull*. 2017;33(5):515–525.
4. Gros A, Manera V, De March CA, et al. Olfactory disturbances in ageing with and without dementia: towards new diagnostic tools. *J Laryngol Otol*. 2017;131(7):572–579.
5. Miwa T, Ikeda K, Ishibashi T, et al. Clinical practice guidelines for the management of olfactory dysfunction—secondary publication. *Auris Nasus Larynx*. 2019;46(5):653–662.
6. Hsu NI, Lai JT, Shen PH. Development of Taiwan smell identification test: a quick office-based smell screening test for Taiwanese. *Am J Rhinol Allergy*. 2015;29(2):e50–e54.
7. Landis BN, Hummel T, Hugentobler M, et al. Ratings of overall olfactory function. *Chem Senses*. 2003;28(8):691–694.
8. Shu CH, Hummel T, Lee PL, et al. The proportion of self-rated olfactory dysfunction does not change across the life span. *Am J Rhinol Allergy*. 2009;23(4):413–416.
9. Landis BN, Hummel T. Measuring olfaction instead of asking: it is more than luxury!. *Eur Arch Otorhinolaryngol*. 2020;277(6):1843–1844.
10. Neumann C, Tsioulos K, Merkonidis C, et al. Validation study of the “sniffin’ sticks” olfactory test in a British population: a preliminary communication. *Clin Otolaryngol*. 2012;37(1):23–27.
11. Oleszkiewicz A, Taut M, Sorokowska A, et al. Development of the Arabic version of the “Sniffin’ sticks” odor identification test. *Eur Arch Otorhinolaryngol*. 2016;273(5):1179–1184.
12. Jiang RS, Su MC, Liang KL, et al. A pilot study of a traditional Chinese version of the university of Pennsylvania smell identification test for application in Taiwan. *Am J Rhinol Allergy*. 2010;24(1):45–50.
13. Jiang RS, Kuo LT, Wu SH, et al. Validation of the applicability of the traditional Chinese version of the University of Pennsylvania smell identification test in patients with chronic rhinosinusitis. *Allergy Rhinol (Providence)*. 2014;5(1):28–35.
14. Hummel T, Kobal G, Gudziol H, et al. Normative data for the “sniffin’ sticks” including tests of odor identification, odor discrimination, and olfactory thresholds: an upgrade based on a group of more than 3,000 subjects. *Eur Arch Otorhinolaryngol*. 2007;264(3):237–243.
15. Oleszkiewicz A, Schriever VA, Croy I, et al. Updated sniffin’ sticks normative data based on an extended sample of 9139 subjects. *Eur Arch Otorhinolaryngol*. 2019;276(3):719–728.
16. Yuan BC, Lee PL, Lee YL, et al. Investigation of the sniffin’ sticks olfactory test in Taiwan and comparison with different continents. *J Chin Med Assoc*. 2010;73(9):483–486.
17. Wang YP, Shen PH, Hsieh LC, et al. Free mucosal grafts and anterior pedicled flaps to prevent ostium restenosis after endoscopic modified lothrop (frontal drillout) procedure: a randomized, controlled study. *Int Forum Allergy Rhinol*. 2019;9(11):1387–1394.
18. Fornazieri MA, Santos C A d, Bezerra TFP, et al. Development of normative data for the Brazilian adaptation of the university of Pennsylvania smell identification test. *Chem Senses*. 2015;40(2):141–149.
19. Regional office for Europe of World Health Organization website. *Data and Statistics*. <https://www.euro.who.int/en/health-topics/disease-prevention/tobacco/data-and-statistics>. Published 2020. Accessed July 15, 2020.
20. Katotomichelakis M, Balatsouras D, Tripsianis G, et al. The effect of smoking on the olfactory function. *Rhinology*. 2007;45(4):273–280.
21. Cherry JA, Baum MJ. Sex differences in main olfactory system pathways involved in psychosexual function. *Genes Brain Behav*. 2020;19(2):e12618.
22. Sorokowski P, Karwowski M, Misiak M, et al. Sex differences in human olfaction: a meta-analysis. *Front Psychol*. 2019; 10(242).
23. Vickers KL, Breslin K, Roalf DR, et al. Older adult normative data for the sniffin’ sticks odor identification test. *Arch Clin Neuropsychol*. 2019;34(2):254–258.
24. Brand G, Millot JL. Sex differences in human olfaction: between evidence and enigma. *Q J Exp Psychol B*. 2001;54(3):259–270.